



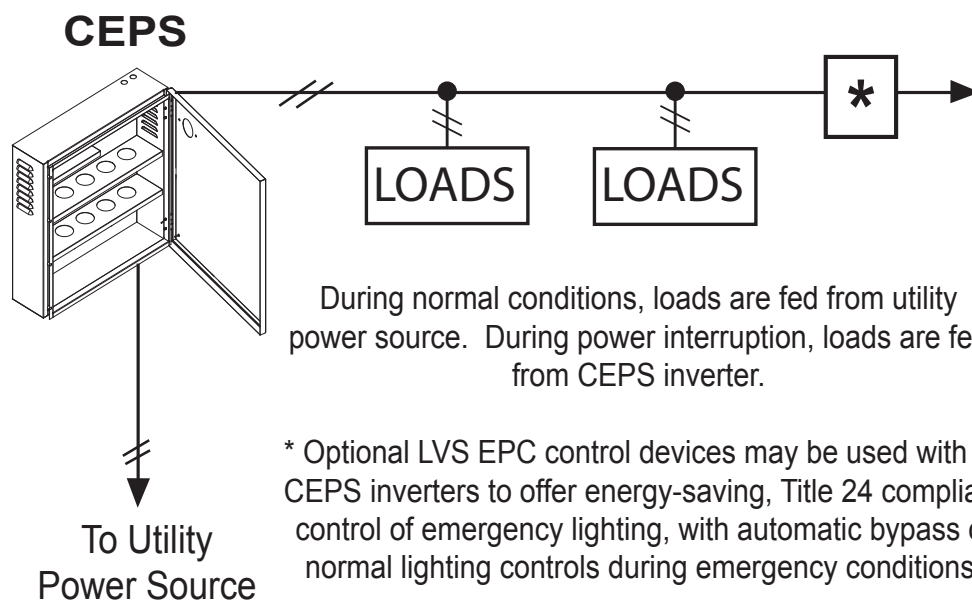
CEPS Series

UL924 Emergency Lighting Inverters

CEPS lighting inverters are a powerful, reliable, and cost effective way to meet emergency lighting and life safety requirements for a wide range of applications.

- ✓ Turn any fixture into an emergency fixture, with full light output, for 90 minutes.
- ✓ Compatible with LED, Electronic & Magnetic Fluorescent Ballasts, Incandescent, CFL, Halogen, Induction, and more.
- ✓ Safe & silent electronics designed for 25 year life to minimize waste and pollution.
- ✓ The right size for any project:
30W, 120W, 240W, 350W, 500W, 1000W, 1500W, 2000W cabinet sizes available.
- ✓ Fully scalable architecture can handle projects from 10W to 100's of kW.
- ✓ Made and stocked in California for industry's shortest lead time.

Inverter Powerline Diagram



During normal conditions, loads are fed from utility power source. During power interruption, loads are fed from CEPS inverter.

* Optional LVS EPC control devices may be used with all CEPS inverters to offer energy-saving, Title 24 compliant control of emergency lighting, with automatic bypass of normal lighting controls during emergency conditions.



**UL924
LISTED**
EMERGENCY
LIGHTING
EQUIPMENT



MADE IN USA
ARRA Compliant

LVS, Inc. 2555 Nicholson Street, San Leandro, CA 94577-4216

Phone: 510-352-9600 1-800-982-4587 Fax: 510-352-6707 Web: www.lvscontrols.com



Emergency Lighting Controls

Maximizing System Efficiency

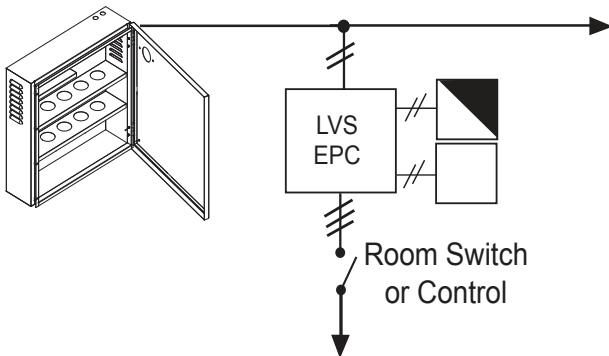
LVS' background and experience in lighting control systems gives us a unique perspective when designing emergency lighting inverter systems. Our two most popular control methods involve single circuit transfer switches and relays.

Emergency Power Controls (EPC's) allow emergency lighting to be switched or dimmed through a lighting control system, but automatically bypasses all controls during power interruption to ensure full-brightness of emergency lighting.

Load Shedding Relays (RTS's) provide a temporary reduction of load during a power interruption. Load shedding can extend system run-time or reduce the overall size of the inverter by reducing peak power requirements.

Utility power mode: Switch controls normal and emergency loads together.

Battery power mode: Emergency load is energized regardless of switch position.

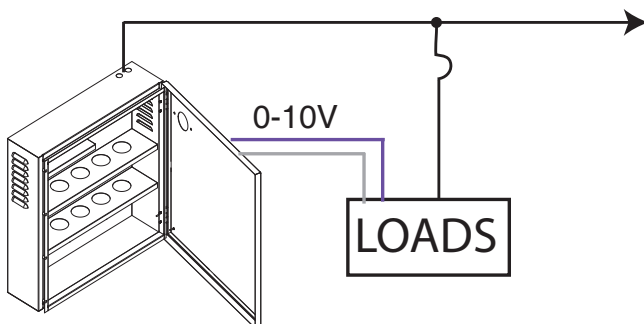


Emergency Power Control

- ✓ Works with switched and dimmed emergency fixtures.
- ✓ Emergency lights can be switched off or dimmed during normal operation, saving energy over 24/7 "normally-on" nightlight systems.
- ✓ Emergency lights automatically illuminate during power interruption, regardless of switch position.

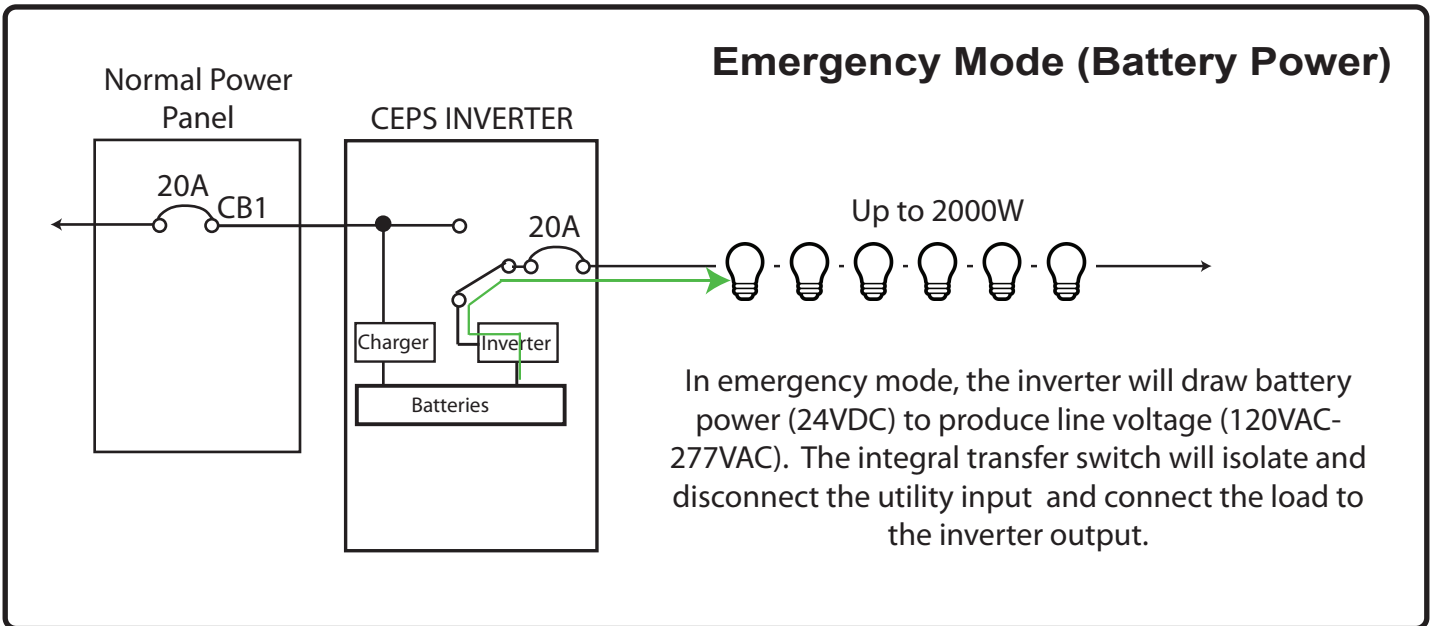
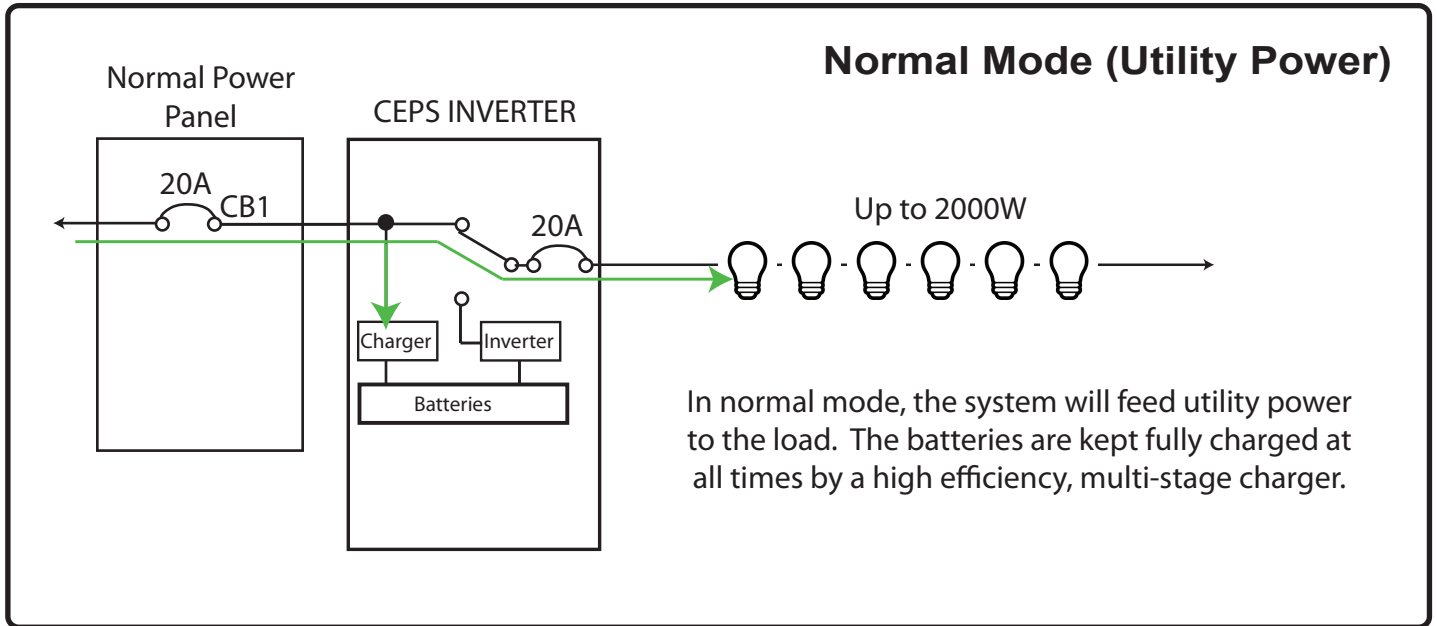
Utility power mode: Loads are 100% power

Battery power mode: Emergency loads are reduced to 30%, 50%, or 75% power (selectable).



Low Voltage 0-10V Load Shedding

- ✓ Fine control of 0-10V LED's and Fluorescents, selectable dimmed levels (30%,50%,75%).
- ✓ Great for LED retrofits.
- ✓ Smaller inverter can be used for a given space and can extend run-time past standard 90 minutes if required.





Model CEPS-WATTAGE-VOLTAGE-WARRANTY

WATTAGE: Select module size:

- 30W 120W 240W
 350W 500W 1000W
 1500W 2000W

WARRANTY: Pro-rata battery term

- 3YR 6YR 10YR

Note: 3 year full electronic warranty standard on all models

INPUT VOLTAGE:

- 120V 240V 277V

Applications

Multi-Family Residential	Offices
Schools	Factories
Parking Garages	Oil/Gas Services
Healthcare	Railway Stations
Warehouses	Tunnels/Bridges

OUTPUT VOLTAGE:

- 120V 240V 277V

Safeguards & Special Features

- Self-resetting electronic overload protection
10A Time Delay Fuse (350W and smaller)
20A High Inrush Magnetic Breaker (500W+)
- 120 or 240 or 277VAC VAC Pure Sine Wave Output
- Automatic Output Voltage Tracking maintains output voltage at full load $\pm 5\%$
- Operates fluorescents, dimmable fluorescent ballasts, CFL, LED, halogen & incandescent loads.
- Distortion (THD): Less than $\pm 5\%$
- EMI in compliance with FCC Class A Regulation
- Test switch to simulate utility power loss.
- Normal Operation Efficiency: 98% at Full Load
- Sealed Lead Calcium batteries provide long life and are maintenance free.
- Small footprint
- Thermostat Controlled Silent Cooling Fan
- Load Power Factor: 0.9 leading to 0.9 lagging
- 1.5 seconds transfer time to protect against momentary ON/OFF voltage surges caused by power line hitting wet pavement or other power lines during a storm.
- Operating Temperature: 40°F to 100°F
- Frequency Regulation: $\pm 5\%$
- Less than 3% Input Power Consumption when batteries are fully charged.
- Automatic low voltage battery disconnect, deep discharge protection, over-temperature shut down, and reverse polarity protection.



BLANK